

MONDAY, FEBRUARY 6, 2012

Living Room Reveal




The day has come to reveal my living room design from the big install last week. This has been a project I have been working on for about 2 months....so seeing it come together was so satisfying to this "get it done, and get it done NOW kind of girl!" But it was well worth the wait. When my client opened the door and said "SHUT UP, this is NOT my house!" It was such an HGTV moment:) I think I have had a permagnon on my face for a week:)



I was tasked with creating a plan that included the existing sofa, rug, and coffee table. I swapped one chair in another room with the leather chair. This 1920's home had recently been renovated, so the walls had already been painted Sherwin Williams Sedate Gray...which casts green in this room. They wanted a Cozy, Neo-Traditional room, with a collected feel and a sense of history. So here is the end result.



The home has no "formal" foyer, so I created one by floating the sofa and having a sofa table as you first walk in the door. Luckily the room was wide enough to make this happen. I love a floating sofa! The homeowner sent me a link to Mantadia Rug from Anthropologie for the dining room.. but it was cruel and would have been destroyed in 2 seconds flat...so not wanting to disappoint, this little bench was a surprise for her. I ordered a 2X3 and had the bench covered. Just the pop of color the room needed!



A view of the sitting area with the drapes. I love how it creates a light and airy stripe.. without the boldness that a true stripe sometimes has. And of course the Allan Campbell Potalla Pillows.



Just another view. You can see that the Bookcase picks up the same color in the pillow. And a view of the "Collected Wall".

Sometimes there is this thing I like to call Interior Serendipity. I was out perusing the antique mall while I was sourcing for this room and came across the bookcase. I ran to the car and grabbed my swatch of pillow fabric and was thrilled when I saw that it was a match to the small bit of seafoamy/aqua! YES! I turned to my Invisible Tommy Smythe and said, "I think we'll take it:)" Now, if I had brought this aqua bookcase into the room 2 weeks before the install, my client would have said...WHAT are you thinking? Some things are better left for the final reveal. I love it! Another artist used in the design was a local artist, Alicia Leeke. I used two of her prints on the same collected wall. You must check out her work. Beautiful colors.



Isn't the artwork fantastic??? Tracey Jefferies is a talent.

One of the things the homeowners wanted was to integrate Tracy Jefferies artists from Arcing Sky Gallery in Athens. This source when I was a Scott Antique Market from the artist Tracey Jefferies from Arcing Sky Gallery in Athens. She shows at Scott Antique Market every month. The colors are perfect, and it is just on the edge of an abstract, and can be translated loosely into a landscape. I love it! Another artist used in the design was a local artist, Alicia Leeke. I used two of her prints on the same collected wall. You must check out her work. Beautiful colors.



Are you drooling over the mirror? So awesome, right? The husband grew up in Palm Beach and it is my little nod to his history.

There you have it. The finished product! Whew:)

(the dining room is next....it is pretty much finished, I just haven't taken photos yet.)

THE STUDIO

3140 Carlisle Street
Columbia, SC 29205

GET IN TOUCH!

gretchenogpenorth@gmail.com

PARTNER IN CREATIVE CRIME

Graphic Design and Custom Stationery



SUBSCRIBE

Posts

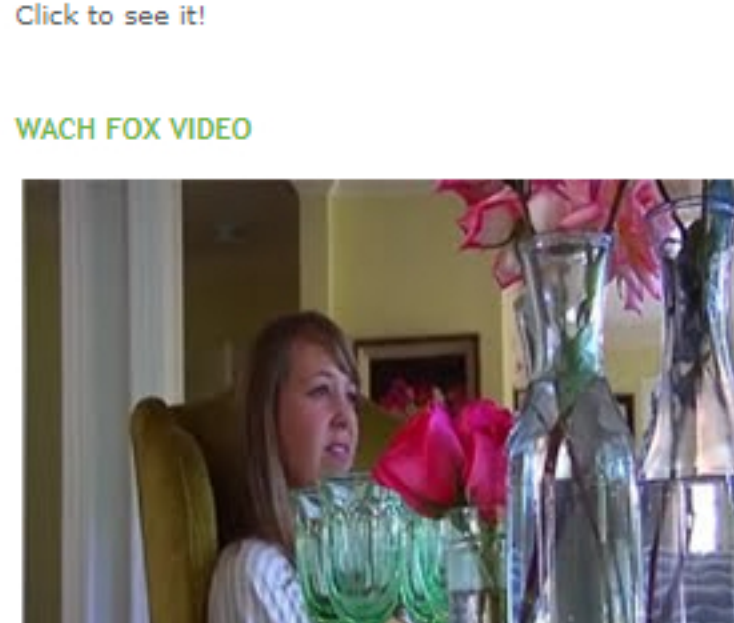
Comments

MY NATE APPEARANCE



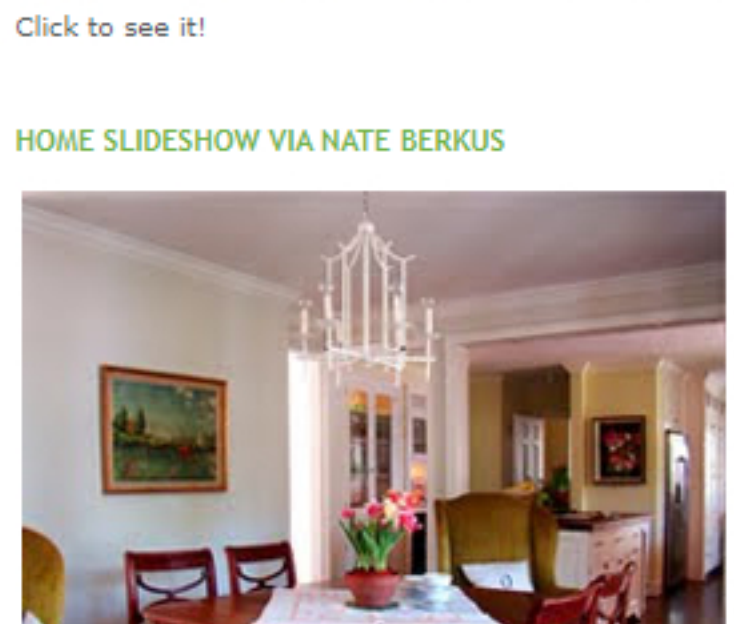
Click to see it!

WATCH FOX VIDEO



Click to see it!

HOME SLIDESHOW VIA NATE BERKUS



PRESS

Press
Free Times Article

AS SEEN IN



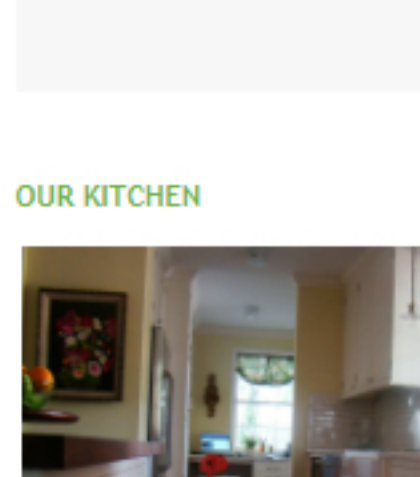
PDF as seen button



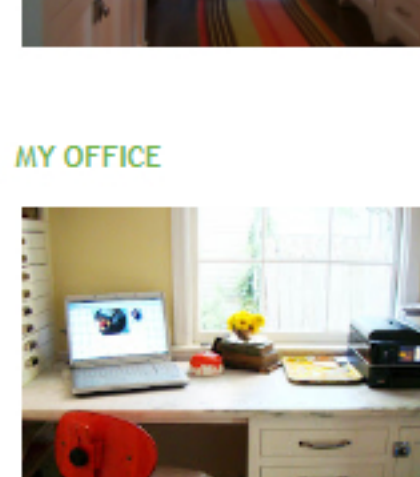
THE PERFECTLY IMPERFECT HOME



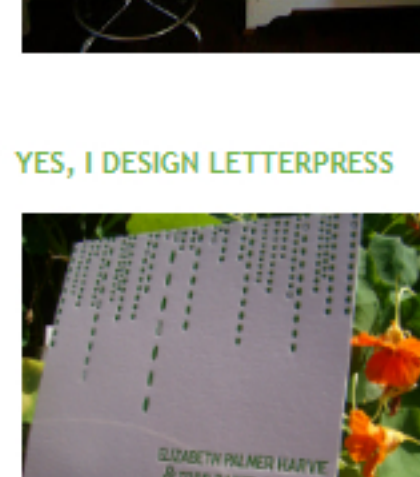
OUR KITCHEN



MY OFFICE



YES, I DESIGN LETTERPRESS



Pressed by me:)

DAILYS

- Elements of Style Blog
- The Zhush
- design indulgence
- Bright.Bazaar
- COTE DE TEXAS
- The Lettered Cottage
- STYLEBEAT
- Dwellers Without Decorators
- Little Green Notebook
- Velvet & Linen
- Antique Therapy
- FROM THE RIGHT BANK
- cottage and vine
- The Buzz Blog | Diane James Home
- Design*Sponge
- a perfect gray
- Heather Bullard
- Willow Decor
- Material Girls Blog
- decor8
- style court
- High Street Market
- [Mr. Goodwill Hunting]
- Things That Inspire
- Urban Grace Interiors {the blog}
- katiedid
- INK+WIT
- pretty pink tulips
- katyelliott.com
- Design Blooms
- Little Brown Pen
- bryn alexandra
- How About Orange
- Milk and Honey Home
- absolutely beautiful things
- pve
- Pure Style Home
- The Avarice
- A Gift Wrapped Life - Gifting Tips, Advice and Inspiration
- knack
- The Skirted Roundtable
- MUCH TO DO With Nothing
- EDDIE ROSS
- Annecchi
- Howard Personal Shopper
- Live Like You & Marmalade Interiors

THE DAYS GONE BY...

- ▼ 2012 (30)
- September (2)
- July (2)
- June (1)
- May (3)
- April (5)
- March (3)
- ▼ February (7)
- Sofa and Pillows and Privacy
- Lucite Inspiration
- Happy Valentines Day!
- Coffee Table Books are a staple...even better when...
- Living Room Reveal
- A Sneak Peak... Install Day!
- January (7)
- 2011 (115)
- 2010 (114)

GRETCHEN OPGENORTH COPYRIGHT

The images and words on Gretchen Opgenorth Designs belong to Gretchen Opgenorth, unless otherwise credited. Please feel free to use photographs and images from here, but please credit wherever they are placed. Thank you.